

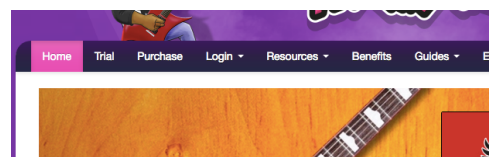


Help & Guidance for TT Rockstars

<https://ttrackstars.com>

Logging in

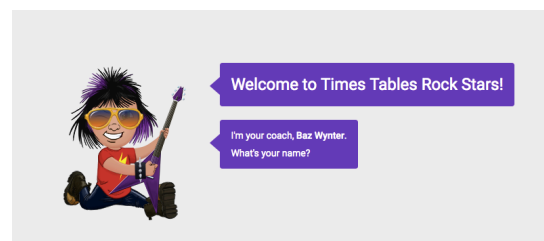
Visit the website above and select login from the options at the top of the screen.



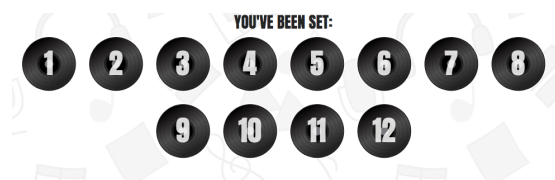
Select the school by typing Brandwood into the box and it should appear from a list of schools.

Then you will be able to enter your own username and password. We have included your username and password in this pack.

The first time you use TT Rockstars you will be able to choose an avatar (character) and a name.



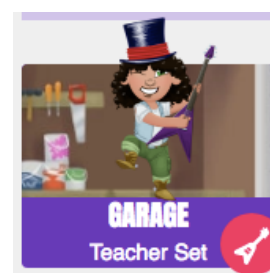
You will then be able to see the times tables your teacher has set for you. This might change each week.



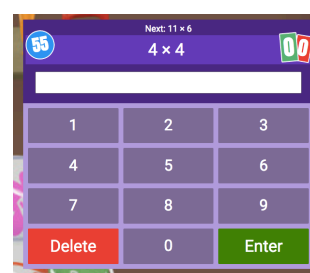
Practising your times tables

At the top there are some games to play. Click on garage. This is where you can practise the times tables that your teacher has set for you.

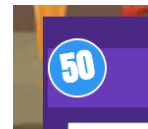
Click play.



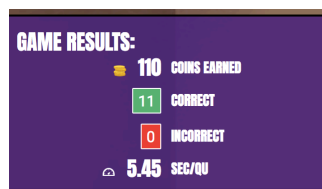
You can then practise your times tables by answering the questions as quickly as you can. Read the question, type the answer by clicking on the correct numbers and then click enter. If you make a mistake click on delete.



You have 60 seconds to answer as many questions as you can. You can see the time counting down in the corner so you can see how much time you have left.

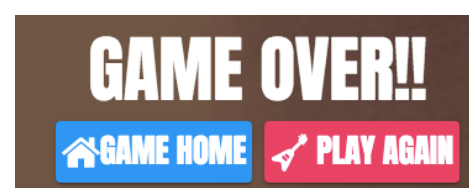


You will see your avatar move up the guitar each time you get a question correct.




At the end you will be able to see your results.

You can then play the game again by clicking on 'play again' or go back to the main menu by clicking on 'game home'. Try playing the game again to see if you can beat your score by getting more questions correct in 60 seconds.



Every time you get a question correct you earn coins. You can spend your coins in the shop on the main menu



There are some more games to practise on the main menu (but some of these have not been set by your teacher and might include some of the more difficult time tables)

